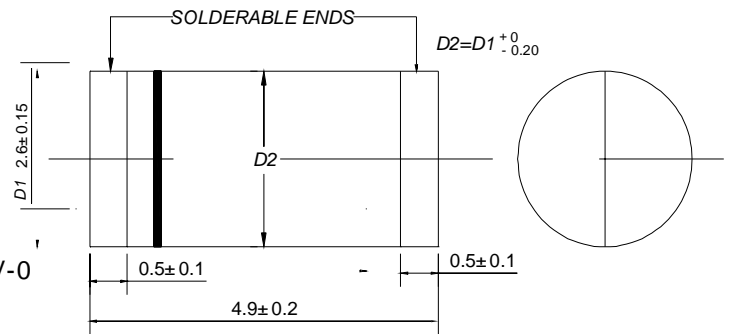


SM5817-SM5819

VOLTAGE RANGE 20 to 40 Volts CURRENT 1.0 Ampere

Features

- ◇ Metal-Semiconductor junction with guard ring
- ◇ Epitaxial construction
- ◇ Low forward voltage drop, low switching losses
- ◇ High surge capability
- ◇ For use in low voltage, high frequency inverters free wheeling, and polarity protection applications
- ◇ The plastic material carries U/L recognition 94 V-0



Mechanical data

- ◇ Case: JEDEC DO-213AB, molded plastic
- ◇ Polarity: Color band denotes cathode
- ◇ Weight: 0.0046 ounces, 0.116 grams
- ◇ Mounting position: Any



Dimensions in millimeters

MAXIMUM RATINGS (At TA = 25°C unless otherwise noted)

RATINGS	SYMBOL	SM5817	SM5818	SM5819	UNITS
Maximum Recurrent Peak Reverse Voltage	VRRM	20	30	40	Volts
Maximum RMS Voltage	VRMS	14	21	28	Volts
Maximum DC Blocking Voltage	VDC	20	30	40	Volts
Maximum Average Forward Rectified Current at TA=90°C	Io	1.0			Amps
Peak Forward Surge Current 8.3 ms single half sine-wave superimposed on rated load (JEDEC method)	IFSM	25			Amps
Typical Thermal Resistance (Note 1)	RqJA	80			°C/W
Typical Junction Capacitance (Note 2)	CJ	110			pF
Storage Operating Temperature Range	TJ, TSTG	-65 to + 125			°C

ELECTRICAL CHARACTERISTICS (At TA = 25°C unless otherwise noted)

CHARACTERISTICS	SYMBOL	SM5817	SM5818	SM5819	UNITS
Maximum Instantaneous Forward Voltage at 1.0A DC	VF	.45	.55	.60	Volts
Maximum Forward Voltage at 3.1A DC	VF	.75	.875	.90	Volts
Maximum Average Reverse Current at Rated DC Blocking Voltage	@TA = 25°C	1.0			mAmps
	@TA = 100°C	10			

- NOTES : 1. Thermal Resistance (Junction to Ambient): Vertical PC Board Mounting, 0.5"(12.7mm) Lead Length.
2. Measured at 1 MHz and applied reverse voltage of 4.0 volts.

RATING AND CHARACTERISTIC CURVES

FIG.1-FORWARD CURRENT DERATING CURVE

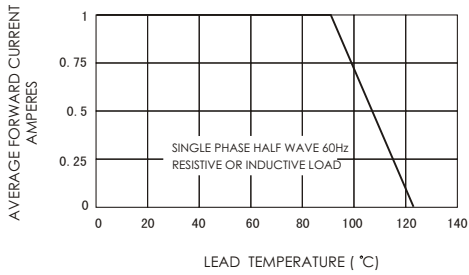


FIG.2-MAXIMUM NON-REPETITIVE PEAK FORWARD SURGE CURRENT

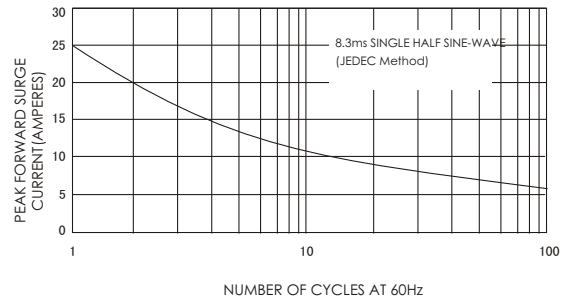


FIG.3-TYPICAL INSTANTANEOUS FORWARD CHARACTERISTICS

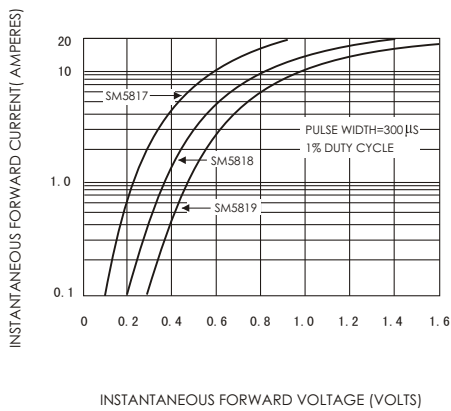


FIG.4-TYPICAL REVERSE CHARACTERISTICS

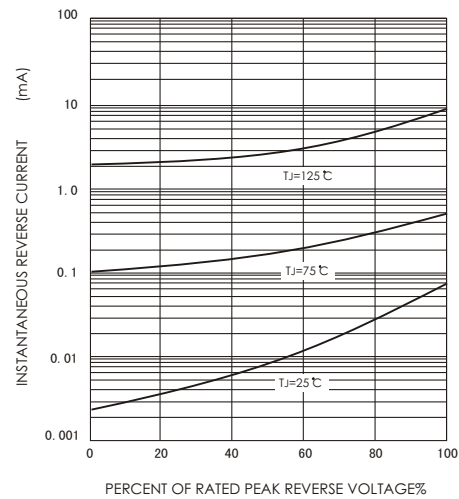
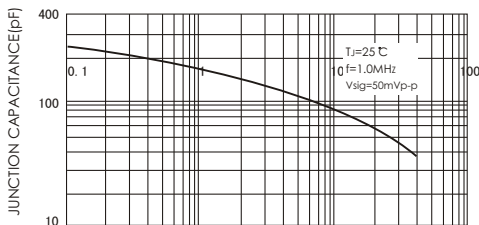


FIG.5-TYPICAL JUNCTION CAPACITANCE



SM5817-SM5819

Please Read Carefully

Information in this document is provided solely in connection with DIN-TEK products. DIN-TEK Microelectronics and its subsidiaries ("DIN-TEK") reserve the right to make changes, corrections, modifications or improvements, to this document, and the products and services described herein at any time, without notice.

All DIN-TEK products are sold pursuant to DIN-TEK's terms and conditions of sale.

Purchasers are solely responsible for the choice, selection and use of the DIN-TEK products and services described herein, and DIN-TEK assumes no liability whatsoever relating to the choice, selection or use of the DIN-TEK products and services described herein.

No license, express or implied, by estoppels or otherwise, to any intellectual property rights is granted under this document. If any part of this document refers to any third party products or services it shall not be deemed a license grant by DIN-TEK for the use of such third party products or services, or any intellectual property contained therein or considered as a warranty covering the use in any manner whatsoever of such third party products or services or any intellectual property contained therein.

UNLESS OTHERWISE SET FORTH IN DIN-TEK IS TERMS AND CONDITIONS OF SALE DIN-TEK DISCLAIMS ANY EXPRESS OR IMPLIED WARRANTY WITH RESPECT TO THE USE AND/OR SALE OF DIN-TEK PRODUCTS INCLUDING WITHOUT LIMITATION IMPLIED WARRANTIES OF MERCHANTABILITY, FITNESS FOR A PARTICULAR PURPOSE (AND THEIR EQUIVALENTS UNDER THE LAWS OF ANY JURISDICTION), OR INFRINGEMENT OF ANY PATENT, COPYRIGHT OR OTHER INTELLECTUAL PROPERTY RIGHT.)

UNLESS EXPRESSLY APPROVED IN WRITING BY AN AUTHORIZED DIN-TEK REPRESENTATIVE, DIN-TEK PRODUCTS ARE NOT RECOMMENDED, AUTHORIZED OR WARRANTED FOR USE IN MILITARY, AIR CRAFT, SPACE, LIFE SAVING, OR LIFE SUSTAINING APPLICATIONS, NOR IN PRODUCTS OR SYSTEMS WHERE FAILURE OR MALFUNCTION MAY RESULT IN PERSONAL INJURY, DEATH, OR SEVERE PROPERTY OR ENVIRONMENTAL DAMAGE. DIN-TEK PRODUCTS WHICH ARE NOT SPECIFIED AS "AUTOMOTIVE GRADE" MAY ONLY BE USED IN AUTOMOTIVE APPLICATIONS AT USER'S OWN RISK.

Resale of DIN-TEK products with provisions different from the statements and/or technical features set forth in this document shall immediately void any warranty granted by DIN-TEK for the DIN-TEK product or service described herein and shall not create or extend in any manner whatsoever, any liability of DIN-TEK.

DIN-TEK and the DIN-TEK logo are trademarks or registered trademarks of DIN-TEK in various countries. Information in this document supersedes and replaces all information previously supplied.

The DIN-TEK logo is a registered trademark of DIN-TEK Microelectronics. All other names are the property of their respective owners.

© 2012 DIN-TEK Microelectronics - All rights reserved

DIN-TEK Microelectronics group of companies